



Notes

## School website features



### Desktop & mobile

eSchools websites are responsive to mobile and tablet devices to ensure that your information is available and attractive across platforms.



### Google friendly

We ensure that parents, students and members of the public can find your school website easily through online searches.



### Content managed

You control the material visible on your website via a simple content management system. Receive full training in how to get the most from your school website.



### Trusted provider

With customers across the UK and the world, eSchools has a proven track record in creating striking, easy to use Primary School websites.



### Easy to edit

The content management system is straightforward and easy to use, pictures do not need to be resized and elements can be turned on and off to suit the school.



### Keep your URL

Keep your existing website address, so that you won't have to change any stationery or lose listing in online searches!




### Drag and drop

The easy-to-use features allows you to simply add and modify content within the site.



### Unlimited content

You can include all the content necessary to complete your desired website... include the basics or a comprehensive overview of your school.



### Custom design

The eSchools design team will create a custom design that meets the exact look and feel you require.



### Multi staff access

Allow a number of staff to have access to and manage the website content through unique and secure login accounts..



### Social media

Keep in touch with a wider community instantly with a link to Facebook, or allow a live Twitter feed to appear on your website.



### Unlimited support

eSchools will be on hand to answer questions, provide support, deliver additional training and keep you up to date with new developments.

## Why choose eSchools?



### Consult

We'll determine your needs and offer a range of options for you to decide the best way to promote your school



### Design

We'll work with you to ensure the website and/or VLE matches your expectations; you're in control of the look and feel of your product.



### Build

Once you have approved your design we'll put it all together ready for you to add the content as you need to.



### Care

You'll receive training on how to use the content management system, and we'll continue to look after you once your product has been delivered.

## Next steps

If you have any queries regarding eSchools please do not hesitate to contact us on 0845 557 7056 or [claire.painter@eschools.co.uk](mailto:claire.painter@eschools.co.uk)

[www.eschools.co.uk](http://www.eschools.co.uk)

## Communication & administration features



### Shared Calendars

Create events and share them with individuals, classes and groups.



### File Storage/sharing

Create and manage individual folders and view shared content. Access files from school or at home.



### Text messages

Instantly message parents, teachers or governors individually or in groups through the text sender function.



### Email broadcasts

Create, schedule and send individual or bulk emails to parents, teachers or governors through the eSchools platform.



### Up to date contacts

Give parents the opportunity to review and update their phone number, and email address to ensure you always have the right information.



### Parents evenings

Allow parents to view available time slots and securely book their own appointments via the built-in parents evening tool.



### Online payments

Accept online card payments by parents for dinner money, school trips or custom charges and events.



### Internal messaging

Communicate privately and securely through the internal message system.



### Attendance registers

Take registers and view current and past attendance for individuals, classes, year groups or the whole school.



### Calendar and alerts

Allow parents to have access to certain events in the school calendar and those attached to their child.



### Schools dinner registers

Take dinner registers online along with morning registration. Automated reports can be generated daily for your kitchen staff.



### School attendance

Allow parents to have access to their child's up-to-date attendance with a monthly and daily view.




### Office 365 integration

Have access to emails and files from Microsoft Office without navigating away from eSchools.



### Governor portal

A private portal for governors to communicate, collaborate and view school information.



### Mobile app

Take eSchools wherever you go and receive up to date notifications by downloading the mobile app!



### Absentees Report

Pupils without an authorised absence recorded for the day are automatically displayed in an easy-to-view report.

## Next steps

If you have any queries regarding eSchools please do not hesitate to contact us on 0845 557 7056 or [claire.painter@eschools.co.uk](mailto:claire.painter@eschools.co.uk)

[www.eschools.co.uk](http://www.eschools.co.uk)

# Teaching & learning features



## Teachers

Teachers are able to extend the classroom online by creating projects and homework for students. Create discussions and bespoke pages for classes and groups and monitor live progress.



## Pupils

Whether it's file sharing, homework or blogging, students have access to the resources they need at school and at home to further enjoy the learning experience.



## Parents

Parents can view their child's homework & class pages. They can book parent's evening appointments and receive communications from the school office all in one place, through a dedicated login for parents.



## Class discussions

Classes can chat and discuss topics through the use of a closed forum.



## Internal messaging

Communicate through an internal messaging facility to classes, groups and students.



## Blogs

Develop blogging skills to record progress and share learning with the teacher and classmates.



## Projects

Easily create projects and individually assign various types of content. Monitor how your students develop and re-use the projects year-on-year.



## Homework

Assign homework to a class, individual or groups of pupils. Review completed tasks as they come in and mark student's work online.



## Quizzes

Create and manage multiple choice quizzes. Students can see a final score, or teachers can monitor how long they took to complete the quiz.



### File storage

User are able to create and manage folders and view shared content. Access content from school or at home.



### Groups

Perfect for sports teams and after school clubs, you can now create and manage your own groups.



### Calendars

Create events on our online calendar and share these securely with individuals, classes or groups.



### Class homepages

Create a unique environment to share information, document success and remind pupils about forthcoming events.



### Shared content

View and replicate content shared by other teachers or choose to share your own projects and homeworks.



### Simple logins for KS1

For KS1 children, logins can consist of a series of images, making it easier for students to securely get into the platform.




### Stats overview

SLT members are able to see an overview of all homework set in school as well as user logins to the platform.



### Office 365 integration

View everything in one place with emails, calendar events and stored files from your Office 365 account.



### Mobile app

Keep upto date with your classroom activity with the free eSchools app.

## Next steps

If you have any queries regarding eSchools please do not hesitate to contact us on 0845 557 7056 or [claire.painter@eschools.co.uk](mailto:claire.painter@eschools.co.uk)

[www.eschools.co.uk](http://www.eschools.co.uk)